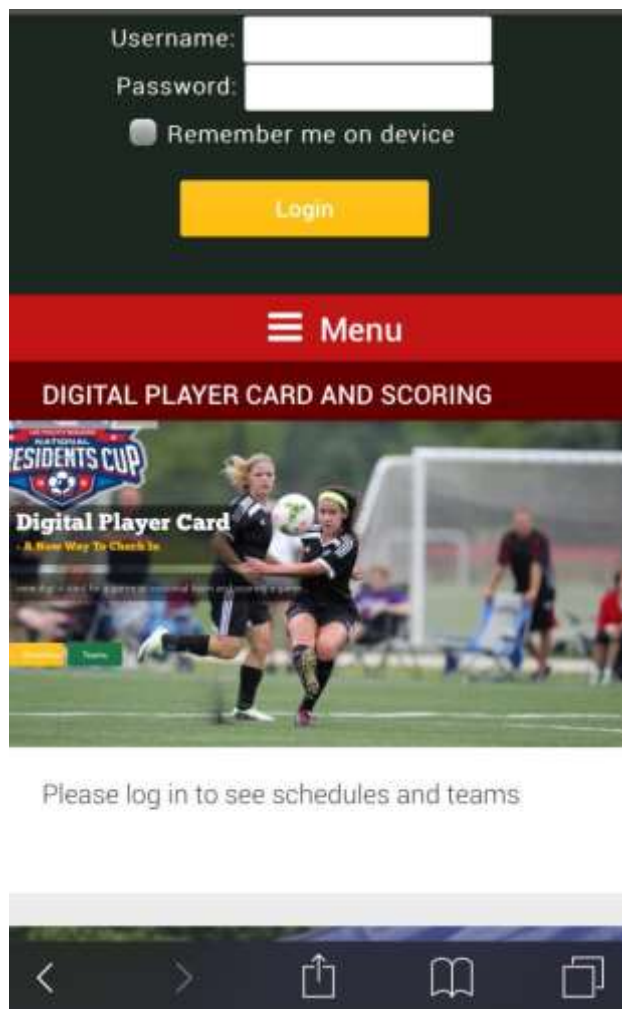




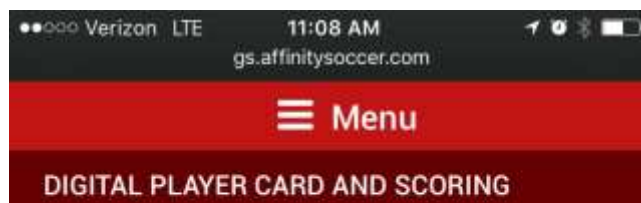
Digital Player Cards – Coaches

This guide will give a general walkthrough of navigation, change/add player numbers, mark player active or inactive, & send messages. To access the digital player cards site proceed to the web address listed here <http://presidio.affinitysoccer.com/m/pass/index.aspx> and then save the page as shortcut icon on your phone for quick access.



1. Log in with your existing Team Admin Username and Password

Initially when you log in your schedules will be shown by default.



Schedules

Home: **Kickers**

vs

Away: **Storm**

📅 Feb 27 2016 1:00PM

Match#: 108462

Field: Administration Fields A & B--1 >

Player Card Demo >

Home Roster >

Away Roster >

Scoring >

Home: **Rookies**

vs

Away: **Kickers**

📅 Feb 20 2016 1:00PM

Match#: 108460

Field: Administration Fields A & B--1 >

Navigation

Once you have located the game you want to view cards for you will have several areas that you can navigate to which is listed under the main detail of the game. The main detail consists of the following:

Home and Away team, Date and Time, & Match Number.

Underneath this information you will have various areas that you can navigate to.

Field will list the field name and if this is clicked will direct you to a google map of the field.

The Gaming League/tournament the game is associated with. Selecting this will direct you to all flights associated.

Home Roster will direct you to the Roster where you can then view the player cards. (You can only view the player cards for your team. For the other team you only see admins)

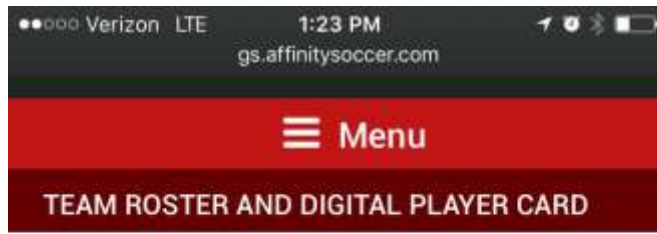
Away Roster will direct you to the Roster where you can then view the player cards. (You can only view the player cards for your team. For the other team you only see admins)

Scoring directs you to the scoring area where you can score the game and add cards to team administrators and players. (Scoring is only available is the tournament/gaming is set to allow team coaches to score games.)



Viewing Digital Player Cards

To view the **Digital Player Cards** select either **Home Roster** or **Away Roster**. This will take you to respective team's roster. Click on any of the rosters admins or players to be taken to card view. While in Digital Player Card view you can **update their player number**. Navigate between cards by swiping left or right through the cards or using the small black arrows located underneath the photo.



Team Roster

Kickers (0Y103-01RBU9-5506)

Total Players: 7 Active Players: 7 Inactive

Player: 0 Club Pass Player: 0

< Back to Match

Text Team 

Team Administrators

NOT CHECKED IN



Active

Jim CarryTest

Team Captain / Head

1. Click on the admin or player to view their card.

A digital player card for Jim CarryTest. On the left is a large profile picture of the man. To the right of the photo, the text reads: 'JIM CARRYTEST' in large bold letters, followed by 'YOUTH SPRING 2016', 'KICKERS', 'ADG TEST CLUB', and 'GEORGIA SOCCER'. Below this is 'ID: 70006-000830'. At the bottom right is the 'AFFINITY SPORTS' logo. At the bottom left, there is a hamburger menu icon and a play button icon. At the bottom center, it says 'CHECK IN' with an unchecked checkbox. At the bottom right, it says 'Powered by AFFINITY SPORTS'.

2. Swipe left or right to navigate through cards, or click on the small black arrow to navigate cards.
3. To change the number associated with a player click on the area where the number is shown in above screenshot. Ex. Click on the 12, it will give you a small box that allows you to change the player's number. Just add new number and select update. If no number is shown you can still click in this area and add a number for the player.



After




Communication

An available feature within the Digital Player Cards is various communication options such as placing phone calls, emailing and SMS text messaging.

When viewing the team roster **under each photo there are icons for phone, text and email**. Click on this icon to show their contact information. Each piece of information will have an icon to allow you to contact them via the icon shown.

Team Administrators




NOT CHECKED IN





Active


Jim CarryTest
Team Captain / Head

Coach >


  

770 4520505 (H) 

hot@hotmail.com 







NOT CHECKED IN




Active

Joel Test Test
Assistant Coach >

770 4520505 (H) 



Another feature is to send a team wide text to do this click on the **Text Team** button. This will direct you to a list of everyone on the team where you can check off who you want to send a text message to.

Text Team Members

Only members with cellphone numbers can receive text message and Texting Team works on mobile devices only

Kickers

[< Back to Roster](#)

All Admins Players

 Jim CarryTest (HC)

Cell: [7704520505](tel:7704520505)

 Joel Test Test (AC)

Cell: [7704520505](tel:7704520505)



Questions? We're here to help 7 days a week!

1-800-808-7195

Hours

Monday - Friday 7:00 AM - 7:00 PM PST
Saturday - Sunday 7:00 AM - 3:30 PM PST